

DCDHOME

ASPEN

EDITION

THE LUXURY HOME DESIGN & DÉCOR RESOURCE

& Roaring Fork Valley

SPECIAL FEATURE

Luxury Home
Showcase

Living Green in Aspen

Creating a Sustainable Mountain Lifestyle

Summer / Fall '08

DCDHOME.COM

\$4.95 U.S.



7 55



design details

A HOMEOWNER'S GUIDE TO WORKING WITH AN INTERIOR DESIGNER

By Anne Grice, ASID

The Process


■ CLARIFYING THE SCOPE OF WORK

Whether your project is new construction, gut and remodel or an update of finishes, the decisions are best made in a walk-through of the space with your design professionals.

■ REVIEWING FEE ARRANGEMENT AND SIGNING AN AGREEMENT

Share your budget and ask for a written fee estimate. Discuss if you will be billed by the hour or by a fixed fee contract. Ask for details on discount purchasing through your designer.

ALL IMAGES: JEFFREY M. FRIEDMAN



■ DETERMINING THE SCHEDULE

Let your designer and contractor know if you have a specific timeline in mind for your project, and they will let you know what is reasonable given your scope of work.

■ DISCUSSING HOW YOU WILL COMMUNICATE

Ask your designer when you will be needed on-site. Plan weekly phone conferences and expect regular communications by email and post. It is very important to make decisions and answer questions in a timely manner to ensure that your project stays on track and within budget.

■ PROGRAMMING

This is the initial phase of design when you meet with your designer to determine the scope of the project. Be sure to discuss your needs and how you will be using the space.

■ CONCEPTUALIZING

This is the time to decide the overall theme and choose major finishes. Your designer will present preliminary plans for space, built-ins, furniture, finishes, plumbing, and electric. This is also a good time to consider if additional consultants such as architects or structural engineers are needed.

■ DEVELOPING A DESIGN

This is the fun part as finishes, furniture, cabinetry, plumbing and lighting fixtures are selected. This phase requires the most input from you, so plan to be available for at least 2 full days depending upon the scope of work.



■ READING CONSTRUCTION/ CONTRACT DOCUMENTS

The designer produces a drawing set and specification book for your contractor. Typically, these documents include:

Drawings

- Floor plans
- Lighting and electrical plans
- Enlarged plans/elevations of all key areas
- Sections and details of complex finish locations

Specifications Book

- Finish specifications (carpet, wall color, tile, stone, etc.)
- Lighting and Appliance specifications
- Plumbing hardware and bath accessory specifications
- Cabinetry, door, trim and hardware specifications

As the client you should familiarize yourself with the contents to be sure all your needs and desires have been addressed.

■ ADMINISTERING CONSTRUCTION

Communication between the owner, contractor, and designer is vital. Job-site meetings should be documented and the notes copied to you to ensure your satisfaction with decisions made. A good time for you to visit the project is after sheetrock is installed when you can better visualize the space.

■ THE FINAL PRODUCT


Throughout the course of the project you should feel that the design team is professional and attentive to



your needs. At the conclusion you should be rewarded with a beautiful and functional space.

■ KEEPING A FINISHED LOOK

Even after installation and the final punchlist, your designer is still your greatest resource. Consider having your designer walk through your home every 6 to 12 months to make suggestions or add touches to keep your home fresh and up to date.



970.927.1074
123 Emma Rd,
Suite 200B
Basalt, CO 81621

WWW.ANNEGRICE.COM

Anne Grice, ASID is principal of Anne Grice Interiors with designers Amy Favour and Carrie Wolfer. Anne Grice Interiors prides itself on excellent communication and complete client satisfaction.



Anne Grice, ASID
Principal Designer




Amy Favour, ALLIED ASID
Senior Designer



Carrie Wolfer,
Designer

"Anne and her team know how to run a successful, efficient, and fun project. Together we were able to create a beautiful second home."

— Bruce and Ellen Taylor, Baltimore, MD and Snowmass Village, CO



T 970.927.1074 ■ F 970.927.5328 ■ www.annegrice.com ■ 123 EMMA ROAD STE 200B ■ BASALT COLORADO 81621